





CONTENT

- 01. Company Message
- 02. Logotype
- 03. Minimum Size & Clear Space
- 05. Typography
- 06. Color Palette
- 07. Logotype In Use
- 08. Best Practices
- 09. Legal/Contact

OUR COMPANY

Taco Comfort Solutions, a third generation family-owned global company based in Cranston, RI, engineers and manufactures high efficiency indoor heating, cooling, and plumbing comfort systems.

Our expertise, products, and support save our customers energy, money, and resources while improving their indoor environmental quality.



“Taco’s destiny has never been to just make things. This is a place where our employees and customers can grow, succeed, and prosper together. Taco provides stability, opportunity, and friendship to all who join our family.”

A handwritten signature in black ink, reading "John Hazen White, Jr." The signature is written in a cursive style and is positioned above the printed name.

JOHN HAZEN WHITE, JR.
EXECUTIVE CHAIRMAN OF THE
BOARD AND OWNER

TACO® LOGOTYPE

The Logotype is available in horizontal and vertical configurations. There are full-color, reversed, and solid versions of each configuration. Choose the one that best fits your application.



VERTICAL LOGO

MINIMUM SIZE AND CLEAR SPACE

POSITIONING

Always surround the Logotype with sufficient free space, based on “x”, which is equal to the height of the “o” in the “Taco” Logotype.

To ensure the greatest legibility of the Taco® Logotype, follow the minimum size and clear space specifications (size may depend on screen / print resolution).

Tagline and Register R® drop when Logotype falls below minimum size (6 pt cap height).



HORIZONTAL LOGO

MINIMUM SIZE AND CLEAR SPACE

POSITIONING

Always surround the Logotype with sufficient free space, based on “x”, which is equal to the height of the “o” in the “Taco” Logotype.

To ensure the greatest legibility of the Taco® Logotype, follow the minimum size and clear space specifications (size may depend on screen / print resolution).

Tagline and Register R® drop when Logotype falls below minimum size (6 pt cap height).



387 pixels / 137 mm
(screen / print)
Minimum size

Incorrect



below 6 pt

Correct



TYPOGRAPHY

PRIMARY

Myriad Pro

ABCDEF
abc1234

ABCDEFGHIJKLMNOPQRSTUVWXYZ
abcdefghijklmnopqrstuvwxyz
1234567890!@#%^&*()

Myriad Pro

Light
Light Italic
Regular
Italic
Semi-bold
Semi-bold Italic
Bold
Bold Italic
Black

ALTERNATE

Arial

ABCDEF
abc1234

ABCDEFGHIJKLMNOPQRSTUVWXYZ
abcdefghijklmnopqrstuvwxyz
1234567890!@#%^&*()

Arial

Regular
Italic
Bold
Bold Italic
Black

SERIF

Merriweather

ABCDEF
abc1234

ABCDEFGHIJKLMNOPQRSTUVWXYZ
abcdefghijklmnopqrstuvwxyz
1234567890!@#%^&*()

Merriweather

Light
Light Italic
Regular
Regular Italic
Bold
Bold Italic
Black
Black Italic

WEB SAFE

Open Sans

ABCDEF
abc1234

ABCDEFGHIJKLMNOPQRSTUVWXYZ
abcdefghijklmnopqrstuvwxyz
1234567890!@#%^&*()

Open Sans


Light
Light Italic
Regular
Regular Italic
Semi-Bold
Semi-Bold Italic
Bold
Bold Italic
Extra-Bold
Extra-Bold Italic

COLOR PALETTE & VALUES

PANTONE | CMYK | RGB | HEX

PRIMARY

These colors are to be used according to the colorways used on page 3 (Logotype).




DARK ECO GREEN
 PANTONE: 348
 CMYK: 97, 22, 100, 9
 RGB: 0, 131, 62
 HEX: #00834f



ECO GREEN
 PANTONE: 361
 CMYK: 75, 3, 100, 0
 RGB: 62, 175, 44
 HEX: #3eaf2c



ECO LIME
 PANTONE: 368
 CMYK: 59, 1, 100, 0
 RGB: 118, 189, 34
 HEX: #76bd22



ECO WHITE
 PANTONE: white
 CMYK: 0, 0, 0, 0
 RGB: 0, 131, 62
 HEX: #ffffff




ECO BLACK
 PANTONE: black
 CMYK: 0, 0, 0, 100
 RGB: 0, 0, 0
 HEX: #000000

1-COLOR PRIMARY

ACCENT

Suggested layout/background colors to emphasize primary logo colors. Not to be used in replacement of primary color palette.

[See colorways on page 2 \(Logotype\).](#)



CONCRETE
 PANTONE: 429
 CMYK: 38, 27, 26, 0
 RGB: 163, 170, 174
 HEX: #a3aaae



CHARCOAL
 PANTONE: cool gray 10
 CMYK: 62, 52, 47, 19
 RGB: 99, 101, 106
 HEX: #63656a



PLUM
 PANTONE: 7664
 CMYK: 71, 95, 20, 7
 RGB: 103, 50, 120
 HEX: #673278



GOLDEN ROD
 PANTONE: 143
 CMYK: 2, 32, 91, 0
 RGB: 246, 180, 54
 HEX: #f5b335



CLEMENTINE
 PANTONE: orange 021
 CMYK: 0, 82, 100, 0
 RGB: 255, 82, 0
 HEX: #ff5200

LOGOTYPE IN USE



Apparel



Digital Ad



Business Card (print)



Product Label



Product Label




Poster (print)



Tradeshow



Tradeshow



Mobile App

BEST PRACTICES

Do's

Space around the logo

Logo should always have minimum clear space (see pgs 3 & 4). Preferably placement is on white or neutral backgrounds.



Placement on dark backgrounds

If the logo needs to be placed on a dark background, use the negative logo.



Dont's

That's just wrong...

DO NOT tilt, rotate, stretch, skew or distort the logo in anyway.



My eyes!

DO NOT sit the logo on high contrast or vibrant colors.



That's just unnecessary...

DO NOT add unnecessary embellishments like drop shadows, gradients, embossing etc. to the logo.



Do not place the logo on colors and tones similar to the logos colors.



Refer to pages 3-4.

LEGAL

Trademarks

The Company name, the terms Taco, Taco Comfort Solutions, our product and service names, our logo as seen on the Website, and all related names, logos, product and service names, designs and slogans are trademarks of the Company or its affiliates or licensors. You must not use such marks without the prior written permission of the Company. All other names, logos, product and service names, designs and slogans on this Website are the trademarks of their respective owners.

CONTACT

marketing@tacocomfort.com
401-942-8000
tacocomfort.com/press

